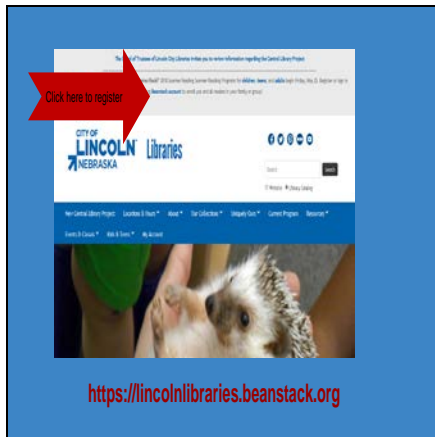


You will need a Beanstack account to sign up for reading programs like the Summer Reading Program offered by the Lincoln City Libraries. Although not required, you can also track your reading progress in Beanstack. Here is how you set up a Beanstack account for a group of children.



You will begin at the Lincoln City Libraries website: lincolnlibraries.org. Click on “Beanstack.”



Choose Register a Class or Group.

Do you want to log reading and activities for this group all at the same time?

All At One Time Individually

This Means...

- You intend to log the same reading and activities for the group all at once.
- The entire group will earn badges and incentives at the same time.

Group Information

Group Name *

Default Age * How many readers are you registering? *

Please choose an age Please choose the number of readers to add

Grade Level *

School

Fill out your group information. If your children are different ages, choose an average age and the school most of your children attend.

Your Information

First Name * Last Name

Username * Email


Phone Number (10 Digits - No Dashes) Zipcode

Password * Password Confirmation

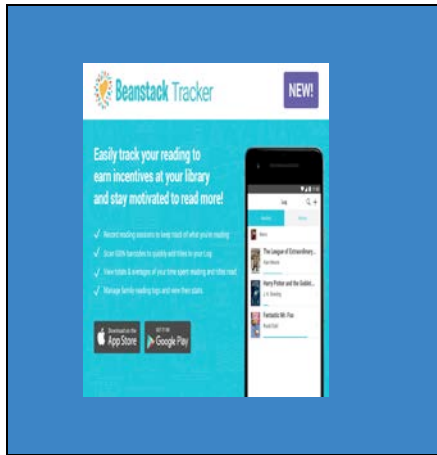
Use a minimum of 6 characters Use a minimum of 6 characters

Which is Your Primary Branch?

- Select -



Fill out your information here. Click Register Group. Congratulations! You are now ready to go!



New this Year! You can log reading time, and activities on the Beanstack Tracker app on your phone!